

COUNTY QUICK FACTS

These quick fact sheets include data from Feeding America's Map the Meal Gap, the Bureau of Labor Statistics, and the United States Census Bureau, compiled by the Community Food Bank of Eastern Oklahoma.

TULSA COUNTY




609,610 **9,616,263**

2014 POPULATION

MEALS DISTRIBUTED FY2015

FOOD INSECURITY RATE

16.9%



103,190 TOTAL FOOD INSECURE PEOPLE



172 PARTNER PROGRAMS

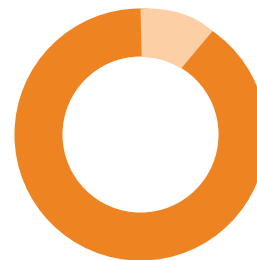
CHILD FOOD INSECURITY RATE



24.4%

38,010 TOTAL FOOD INSECURE CHILDREN

8.2%
SENIORS LIVING IN POVERTY



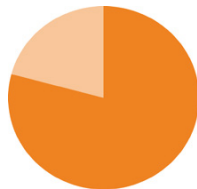
4.3%
UNEMPLOYMENT RATE AVERAGE MAY 2014

OKLAHOMA STATISTICS



17%

OVERALL STATE FOOD INSECURITY RATE



26%

STATE CHILD FOOD INSECURITY RATE



\$2.76 AVERAGE COST PER MEAL

Fighting Hunger, Feeding Hope

FOOD BANK

Community **FOOD BANK** of Eastern Oklahoma
www.okfoodbank.org



FEEDING AMERICA™