

# COUNTY QUICK FACTS

These quick fact sheets include data from Feeding America's Map the Meal Gap, the Bureau of Labor Statistics, and the United States Census Bureau, compiled by the Community Food Bank of Eastern Oklahoma.

# SEQUOYAH COUNTY



## 41,834


2014 POPULATION

## 468,571

MEALS DISTRIBUTED FY2015

## FOOD INSECURITY RATE

# 19.2%



8,030 TOTAL FOOD INSECURE PEOPLE

## CHILD FOOD INSECURITY RATE



# 31.4%

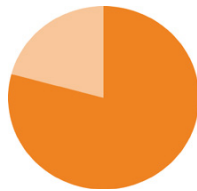
3,300 TOTAL FOOD INSECURE CHILDREN

## OKLAHOMA STATISTICS



# 17%

OVERALL STATE FOOD INSECURITY RATE



# 26%

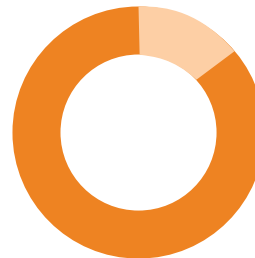
STATE CHILD FOOD INSECURITY RATE



## 9 PARTNER PROGRAMS

# 11.6%

SENIORS LIVING IN POVERTY



# 7.0%

UNEMPLOYMENT RATE AVERAGE MAY 2014



# \$2.69

AVERAGE COST PER MEAL

