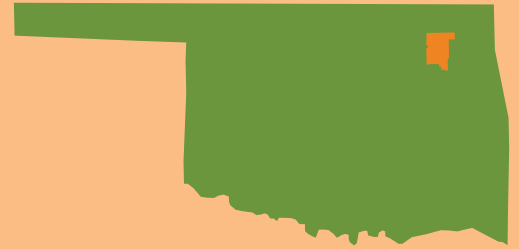


# COUNTY QUICK FACTS

These quick fact sheets include data from Feeding America's Map the Meal Gap, the Bureau of Labor Statistics, and the United States Census Bureau, compiled by the Community Food Bank of Eastern Oklahoma.

# ROGERS COUNTY




## 87,730 410,522

2014 POPULATION

MEALS DISTRIBUTED FY2015

## FOOD INSECURITY RATE

# 13.8%



12,150 TOTAL FOOD INSECURE PEOPLE

## CHILD FOOD INSECURITY RATE



# 22.2%

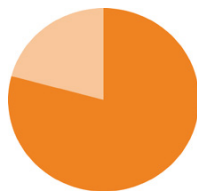
4,980 TOTAL FOOD INSECURE CHILDREN

## OKLAHOMA STATISTICS



# 17%

OVERALL STATE FOOD INSECURITY RATE



# 26%

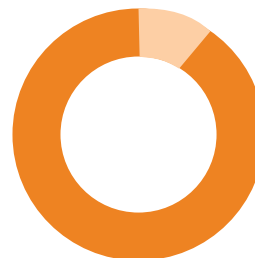
STATE CHILD FOOD INSECURITY RATE



12 PARTNER PROGRAMS

# 6.0%

SENIORS LIVING IN POVERTY



# 4.2%

UNEMPLOYMENT RATE AVERAGE MAY 2014



# \$2.90

AVERAGE COST PER MEAL



Fighting Hunger, Feeding Hope

**FOOD BANK**

Community **FOOD BANK** of Eastern Oklahoma  
[www.okfoodbank.org](http://www.okfoodbank.org)



**FEEDING AMERICA**