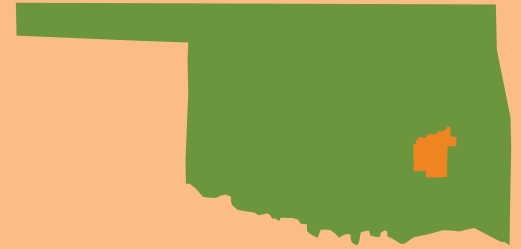


COUNTY QUICK FACTS

These quick fact sheets include data from Feeding America's Map the Meal Gap, the Bureau of Labor Statistics, and the United States Census Bureau, compiled by the Community Food Bank of Eastern Oklahoma.

PITTSBURG COUNTY



45,417

2014 POPULATION


353,936

MEALS DISTRIBUTED FY2015

FOOD INSECURITY RATE

17.0%

7,740 TOTAL FOOD INSECURE PEOPLE



26 PARTNER PROGRAMS

CHILD FOOD INSECURITY RATE

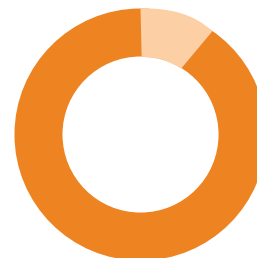
27.5%

2,770 TOTAL FOOD INSECURE CHILDREN



12.9%

SENIORS LIVING IN POVERTY



6.1%

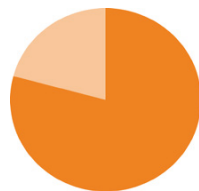
UNEMPLOYMENT RATE AVERAGE MAY 2014

OKLAHOMA STATISTICS



17%

OVERALL STATE FOOD INSECURITY RATE



26%

STATE CHILD FOOD INSECURITY RATE



\$2.82

AVERAGE COST PER MEAL

Fighting Hunger, Feeding Hope

FOOD BANK

Community FOOD BANK of Eastern Oklahoma
www.okfoodbank.org



FEEDING AMERICA™