

# COUNTY QUICK FACTS

These quick fact sheets include data from Feeding America's Map the Meal Gap, the Bureau of Labor Statistics, and the United States Census Bureau, compiled by the Community Food Bank of Eastern Oklahoma.

# NOWATA COUNTY



## 10,580

2014 POPULATION


## 67,765

MEALS DISTRIBUTED FY2015

## FOOD INSECURITY RATE

# 16.3%

1,730 TOTAL FOOD INSECURE PEOPLE



  
**5 PARTNER PROGRAMS**

# 11.5%

SENIORS LIVING IN POVERTY

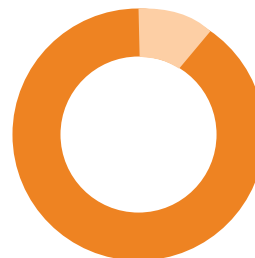


## CHILD FOOD INSECURITY RATE



# 25.9%

650 TOTAL FOOD INSECURE CHILDREN



# 6.1%

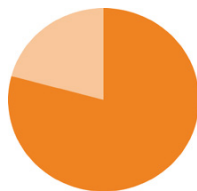
UNEMPLOYMENT RATE AVERAGE MAY 2014

## OKLAHOMA STATISTICS



# 17%

OVERALL STATE FOOD INSECURITY RATE



# 26%

STATE CHILD FOOD INSECURITY RATE



# \$2.78

AVERAGE COST PER MEAL

