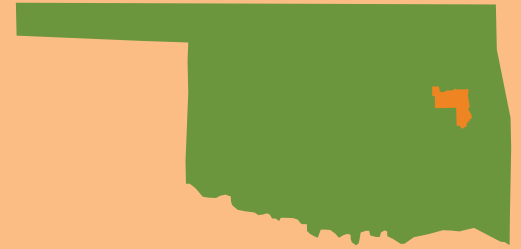


# COUNTY QUICK FACTS

These quick fact sheets include data from Feeding America's Map the Meal Gap, the Bureau of Labor Statistics, and the United States Census Bureau, compiled by the Community Food Bank of Eastern Oklahoma.

# MUSKOGEE COUNTY



# 70,657 508,449

2014 POPULATION

MEALS DISTRIBUTED FY2015

## FOOD INSECURITY RATE

# 19.2%

13,560 TOTAL FOOD INSECURE PEOPLE



27 PARTNER PROGRAMS

# 9.1%

SENIORS LIVING IN POVERTY

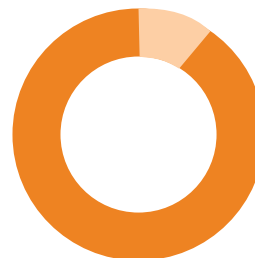


## CHILD FOOD INSECURITY RATE



# 28.7%

4,990 TOTAL FOOD INSECURE CHILDREN



# 5.8%

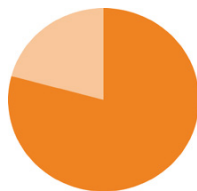
UNEMPLOYMENT RATE AVERAGE MAY 2014

## OKLAHOMA STATISTICS




# 17%

OVERALL STATE FOOD INSECURITY RATE



# 26%

STATE CHILD FOOD INSECURITY RATE



# \$2.84

AVERAGE COST PER MEAL

Fighting Hunger, Feeding Hope

**FOOD BANK**

Community **FOOD BANK** of Eastern Oklahoma  
[www.okfoodbank.org](http://www.okfoodbank.org)



**FEEDING AMERICA**