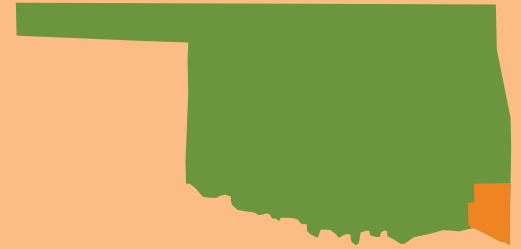


COUNTY QUICK FACTS

These quick fact sheets include data from Feeding America's Map the Meal Gap, the Bureau of Labor Statistics, and the United States Census Bureau, compiled by the Community Food Bank of Eastern Oklahoma.

MCCURTAIN COUNTY



33,143

2014 POPULATION



332,345

MEALS DISTRIBUTED FY2015

FOOD INSECURITY RATE

21.0%

6,960 TOTAL FOOD INSECURE PEOPLE



17 PARTNER PROGRAMS

13.8%

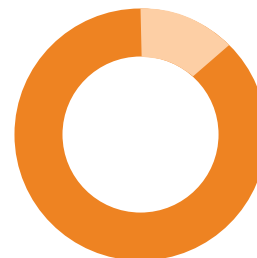
SENIORS LIVING IN POVERTY



CHILD FOOD INSECURITY RATE

31.5%

2,710 TOTAL FOOD INSECURE CHILDREN



8.0%

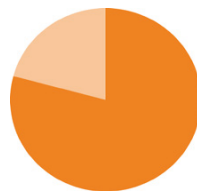
UNEMPLOYMENT RATE AVERAGE MAY 2014

OKLAHOMA STATISTICS



17%

OVERALL STATE FOOD INSECURITY RATE



26%

STATE CHILD FOOD INSECURITY RATE



\$2.83

AVERAGE COST PER MEAL

Fighting Hunger, Feeding Hope

FOOD BANK

Community FOOD BANK of Eastern Oklahoma
www.okfoodbank.org



FEEDING AMERICA™