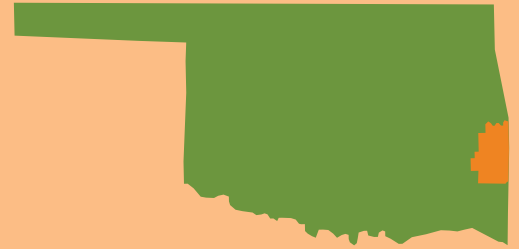


COUNTY QUICK FACTS

These quick fact sheets include data from Feeding America's Map the Meal Gap, the Bureau of Labor Statistics, and the United States Census Bureau, compiled by the Community Food Bank of Eastern Oklahoma.

LE FLORE COUNTY



50,062

2014 POPULATION

511,152

MEALS DISTRIBUTED FY2015

FOOD INSECURITY RATE

18.6%

9,290 TOTAL FOOD INSECURE PEOPLE



20 PARTNER PROGRAMS

CHILD FOOD INSECURITY RATE



29.5%

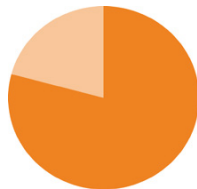
3,600 TOTAL FOOD INSECURE CHILDREN

OKLAHOMA STATISTICS



17%

OVERALL STATE FOOD INSECURITY RATE

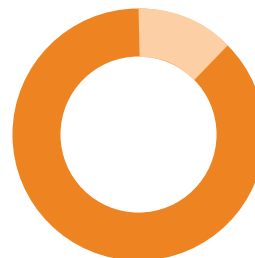


26%

STATE CHILD FOOD INSECURITY RATE

15.1%

SENIORS LIVING IN POVERTY



7.0%

UNEMPLOYMENT RATE AVERAGE MAY 2014



\$2.68

AVERAGE COST PER MEAL

