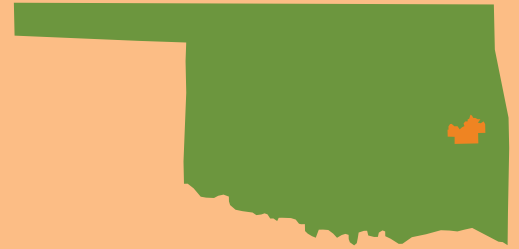


# COUNTY QUICK FACTS

These quick fact sheets include data from Feeding America's Map the Meal Gap, the Bureau of Labor Statistics, and the United States Census Bureau, compiled by the Community Food Bank of Eastern Oklahoma.

# HASKELL COUNTY



## 12,849

2014 POPULATION

## 267,343

MEALS DISTRIBUTED FY2015

## FOOD INSECURITY RATE

# 17.2%

2,220 TOTAL FOOD INSECURE PEOPLE



  
5 PARTNER PROGRAMS

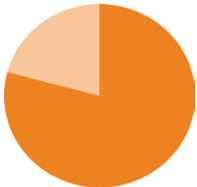
## CHILD FOOD INSECURITY RATE

 **26.8%**

860 TOTAL FOOD INSECURE CHILDREN

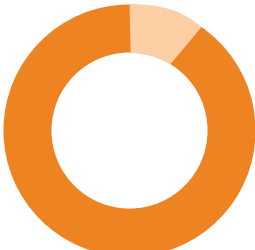
## OKLAHOMA STATISTICS


  
**17%**  
OVERALL STATE FOOD INSECURITY RATE

  
**26%**  
STATE CHILD FOOD INSECURITY RATE

**11.1%**  
SENIORS LIVING IN POVERTY



 **7.2%**  
UNEMPLOYMENT RATE AVERAGE MAY 2014

  
**\$2.70** AVERAGE COST PER MEAL

