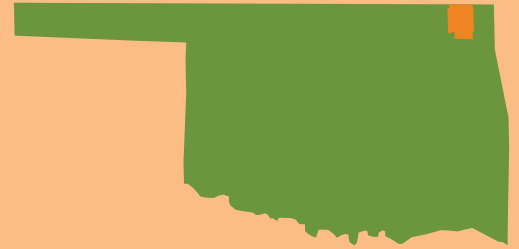


# COUNTY QUICK FACTS

These quick fact sheets include data from Feeding America's Map the Meal Gap, the Bureau of Labor Statistics, and the United States Census Bureau, compiled by the Community Food Bank of Eastern Oklahoma.

# CRAIG COUNTY



## 14,869

2014 POPULATION


## 76,211

MEALS DISTRIBUTED FY2015

## FOOD INSECURITY RATE

# 16.6%

2,460 TOTAL FOOD INSECURE PEOPLE



## 6 PARTNER PROGRAMS

# 13.6%

SENIORS LIVING IN POVERTY

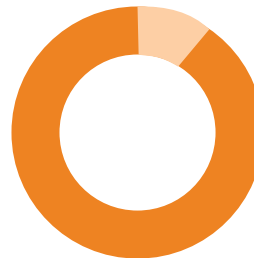


## CHILD FOOD INSECURITY RATE



# 26.2%

870 TOTAL FOOD INSECURE CHILDREN



# 5.6%

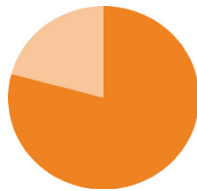
UNEMPLOYMENT RATE AVERAGE MAY 2014

## OKLAHOMA STATISTICS



# 17%

OVERALL STATE FOOD INSECURITY RATE



# 26%

STATE CHILD FOOD INSECURITY RATE



# \$2.72

AVERAGE COST PER MEAL

Fighting Hunger, Feeding Hope

## FOOD BANK

Community FOOD BANK of Eastern Oklahoma  
[www.okfoodbank.org](http://www.okfoodbank.org)



## FEEDING AMERICA™