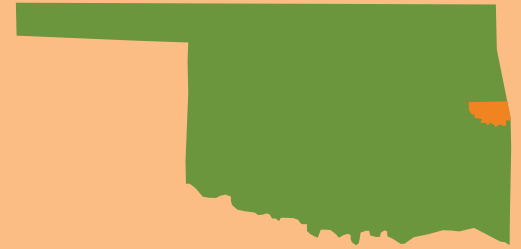


COUNTY QUICK FACTS

These quick fact sheets include data from Feeding America's Map the Meal Gap, the 2011 American Community Survey (5-year), Oklahoma Department of Human Services and the Bureau of Labor Statistics, compiled by the Community Food Bank of Eastern Oklahoma.

SEQUOYAH COUNTY



41,218

2013 POPULATION

474,848

MEALS DISTRIBUTED FY2013

FOOD INSECURITY RATE

18.3%

7,660 TOTAL FOOD INSECURE PEOPLE



CHILD FOOD INSECURITY RATE



29.9%

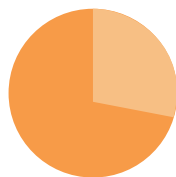
3,200 TOTAL FOOD INSECURE CHILDREN

OKLAHOMA STATISTICS



17.2%

OVERALL STATE FOOD INSECURITY RATE



25.6%

STATE CHILD FOOD INSECURITY RATE

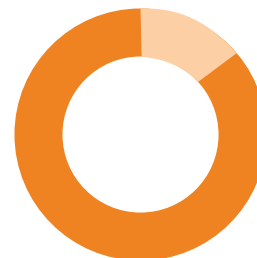


11 PARTNER PROGRAMS

\$980,085

RETAIL VALUE OF FOOD DISTRIBUTED

During Fiscal Year 2014



7.4%

UNEMPLOYMENT RATE AVERAGE MAY 2013



\$2.70

AVERAGE COST PER MEAL

